



2016 Course Handbook



Table of Contents

CUB SCOUT TRAIL	1-4
BOY SCOUT TRAIL.....	5-7
VENTURING TRAIL (<i>Adult Courses</i>)	8
VENTURING TRAIL (<i>Adult & Youth Courses</i>)	9
VENTURING TRAIL (<i>Youth Courses</i>)	10
COMMISSIONER TRAIL.....	11
GENERAL STUDIES.....	12-13
YOUTH LEADER COLLEGE.....	14
YOUTH LEADER COURSES.....	15-16
DEN CHIEF TRAINING.....	17
INTRODUCTION TO LEADERSHIP SKILLS FOR CREWS AND SHIPS	17
MERIT BADGE WORKSHOPS	18
DEGREE PROGRAMS (<i>Including Doctoral Seminar</i>)	19



Cub Scout Trail

PACK ADMINISTRATION CUBA101

**Period 1
9:30 – 10:20**

This workshop will cover the basic operation of a pack, focusing on the administrative tasks, paperwork and how to finance the program.

Instructor: James Gucciardo

DERBIES DO'S & DON'TS CUBA104

**Period 2
10:30 – 11:20**

Pinewood Derby, Rocket Launches, Rain Gutter Regattas, Kite, Bike and more. How to run 'em, score 'em and make them a super addition to your Cub Scout program. Come learn how to conduct a smooth running event.

Instructor: Brian Colucci

CUB SCOUTS with SPECIAL NEEDS CUBA107

**Period 7
3:30 – 4:20**

Scouting is for all boys. This session will address how leaders can make program changes and find resources to use with boys and behavioral needs and learning disabilities such as ADD and ADHD.

Instructor: Francine Verzi

CUB SCOUT OUTDOOR PROGRAM CUBA109

**Period 6
2:30 – 3:20**

What are the do's and don'ts of the Cub Scout Outdoor Program? Can all Cub Scouts camp? What about a swimming event, or canoeing? Come find out so you can design an outing that is FUN and safe.

Instructor: Brian Colucci

PACK FINANCE & MANAGEMENT CUBA110

**Period 7
3:30 – 4:20**

How is the pack leadership structured? Who is the "Boss"? How do you manage the pack's finances? This is the place to learn. Great for committee chairs, treasurers and all pack leaders.

Instructor: Brian Colton

BLUE and GOLD, PACK and DEN CEREMONIES CUBA114

**Period 2
10:30 – 11:20**

Do you want to make your award ceremonies meaningful and memorable? Ideas for ceremonies for both pack and den meetings are what you'll get in this course. This session will show you how to open and close a pack meeting, plan, organize, and conduct great Blue and Gold Ceremonies.

Instructor: Heleen Van Pelt

PROGRAM PLANNING & THEMES CUBA116

**Period 6
2:30 – 3:20**

Your pack plans its annual program using tools like Monthly Themes and Program Helps. This session will teach you the process, and give you some ideas on how to give your Cub Scouts a great year, every year!

Instructor: Heleen Van Pelt

MOTIVATING ADULTS CUBA117

**Period 7
3:30 – 4:20**

Your pack program depends on lots of adults, and some of them may need help finding their Cub Scout spirit. This session will explain how to get them as excited about Cub Scouting as you are!


Instructor: TBD

COMMUNITY SERVICE PROJECTS for DENS & PACKS CUBA124

**Period 1
9:30 – 10:20**

This course will provide great ideas for interesting and engaging service projects that your scouts, leaders and parents will enjoy doing. You are welcome to bring your ideas to share with your fellow leaders.

Instructor: Genevieve Kellam



Cub Scout Trail

TEACHING DIVERSITY TO CUBS CUBA127

Period 1
9:30 – 10:20

How do you make learning about diversity fun? This course offers some pack and den activities to help your cubs learn about diversity both in and out of the Scouting Program.

Instructor: Johnna Hraska

WELCOME TO CUBBING CUBC129

Period 5
1:30 – 2:20

Wonder what this Scouting thing is all about? “Welcome to Cubbing, 2015 Edition” is a brief look at the how the Cub Scout program is organized, and what the goals and objectives of the program are. What does the “new” program have to offer, what is the same, what is different. A great spot for the new leader to see what it is all about!

Instructor: P.J. Darcy

CSLST: DEN LEADER CUBA131

Periods 6-7
(Double Session) 2:30 – 4:20

This course is intended to provide Tiger, Wolf, Bear, and Webelos den leaders with the information and tools they need to conduct successful den meetings.

Instructor: TBD

CSLST: COMMITTEE CHAIR CUBA132

Period 4
12:30 – 1:20

This course is intended to provide Committee Chairs with the information and tools they need to successfully lead a Cub Scout Pack Committee.

Instructor: Ed Harvey

CSLST: CUBMASTER CUBA133

Periods 1-2
(Double Session) 9:30 – 11:20

This course is intended to provide Cubmasters with the information and tools they need to successfully lead a Cub Scout pack.

Instructor: Ed Harvey

GAMES FOR CUBS CUBC201

Period 1
9:30 – 10:20

Come play some great Cub Scout games while learning how games work with different sized groups in different settings. This session will also show you resources and methods to select, teach, and lead successful games.

Instructor: Jill Tanney

WHITTTLING CHIP CUBC202

Period 1
9:30 – 10:20

How do you teach your Cub Scouts to properly use a knife? This class will teach you the rules of safety and how to make nifty things from wood. Please bring a pocketknife to this class.

Instructor: Thomas Roberts

KID CUISINE CUBC203

Period 2
10:30 – 11:20

Mother told you to never play with your food—but our gourmet chef might change your mind! Come enjoy demonstrations and hands-on practice as you learn great Cub Scout snacks and food projects.

Instructor: Frank Guisto

CAMPFIRE PROGRAM & ACTIVITIES CUBC207

Period 5
1:30 – 2:20

Part of Scouting is Outing! Light up your outdoor activities and events with the spark of great campfires! This session will show you everything from programs to S'mores.


Instructor: Sean McCue

SONGS CUBC208

Period 4
12:30 – 1:20

Love to sing? Hate to sing? Either way, go ahead and do it!! Come join us for some fun, popular Cub Scout songs. Learn how to teach songs like a pro, and get everyone to join in!

Instructor: Jill Tanney



Cub Scout Trail

TIED UP IN KNOTS **CUBC209**

Period 5
1:30 – 2:20

Are you all thumbs when using rope? Learn your knots before your Cub Scouts do! This workshop will feature the five basic knots learned in the wolf and bear books. Why not give this session a try?

Instructor: Larry Wood

PIZZAZZ & SKITS **CUBC213**

Period 2
10:30 – 11:20

No one likes boring meetings! Pep up your meetings with stunts, skits, applause, yells, noise, and lots of fun. This hands-on class will explain how important pizzazz is, and show you some helpful resources and techniques.

Instructor: Jill Tanney

HIKING STAVES **CUBC217**

Period 5
1:30 – 2:20

Carved hiking staves are an old Scouting tradition. This session will explain how to find the perfect stick and show you some useful techniques for personalizing it. Please bring a SHARP knife and/or woodcarving tools.

Instructor: Thomas Roberts

OUR AMERICAN FLAG **CUBC220**

Period 1
9:30 – 10:20

Are you a Bear leader or a new Webelos Leader and not sure what the Webelos program is all about? This course will give an overview of what the program contains to make it fun for you and your scouts.

Instructor: Ken Mauer

WOODCARVING: **BEYOND WHITTLIN' CHIP** **CUBC222**

Period 4
12:30 – 1:20

Now that you can teach Whittlin' Chip, this course takes you one step further. We will be carving a small figure that can be used as a neckerchief slide. Please bring a SHARP knife or woodcarving tools, along with a pencil.

Instructor: Thomas Roberts

CUB ROUNDTABLE **CUBC223**

Period 6
2:30 – 3:20

A practical session taking all the elements of a den and pack meeting and putting them to use, while making it run smoothly, on time and still be fun!

Instructor: Brian Colton

CUB PROJECTS **CUBC227**

Period 5
1:30 – 2:20

From simple crafts for a holiday to keeping a scrapbook, come learn how to be a "crafty" leader.

Instructor: Heleen Van Pelt

STEM/NOVA FOR CUBS **CUBC228**

Period 2
10:30 – 11:20

This course will provide leaders with information necessary to conduct STEM (Science, Technology, Engineering, Mathematics) activities with their scouts for the new NOVA Awards Program requirements.


Instructor: James Gucciardo

THE LION CUB PROGRAM **CUBL101**

Period 1
9:30 – 10:20

What is the Lion Cub Program? Learn how to recruit, where does it fit in to the Cub Scout program, and what are the advancements all about.

Instructor: Sean McCue



Cub Scout Trail

BLUE & GOLD LUNCHEON LUNCHP3

Period 3
11:30 – 12:20

Have your lunch during Period 3 and see how a Blue & Gold can be done; take a theme and run with it!

Instructor: Heleen Van Pelt

WEBELOS SCOUT OVERVIEW CUBW401

Period 7
3:30 – 4:20

Are you a Bear leader or a new Webelos Leader and not sure what the Webelos program is all about? This course will give an overview of what the program contains to make it fun for you and your scouts.

Instructor: TBD

WEBELOS TO SCOUT TRANSITION CUBW402

Period 4
12:30 – 1:20

How do we transition our boys to Boy Scouts? You do not need to reinvent the wheel. You will learn how to look for a troop, what questions to ask, and how to make a seamless move from Webelos to Boy Scouts.

Instructor: Stephanie Zapata

WEBELOS ADVENTURES IN SCIENCE CUBW403

Period 4
12:30 – 1:20

Not Bill Nye the Science Guy? Join us and we will show you how to have fun and help your boys learn and earn the Scientist Activity pin.

Instructor: James Gucciardo

WEBELOS FIRST RESPONDER CUBW404

Period 7
3:30 – 4:20

This pin is more than just first aid. We will cover the different parts of the Readyman pin and share some outside resources on how to complete this achievement that just may save someone's life.

Instructor: Mike Carlito Garcia

WEBELOS ENGINEER CUBW405

Period 4
12:30 – 1:20

Don't know how to build a bridge? We will show you how to work with your boys to learn and earn the Engineer pin.

Instructor: TBD

WEBELOS BUILD IT, FIX IT CUBW407

Period 5
1:30 – 2:20

You don't need to know how to build a house in order to help your boys earn this pin. The boys love to build so this is a natural for them. With the hints and ideas you get from this course you will learn how to work with scouts to achieve their Craftsman pin.

Instructor: TBD



WEBELOS CAST IRON CHEF CUBW408

Period 6
2:30 – 3:20

Need Description.

Instructor: Sean McCue



Boy Scout Trail

PLANNING THE TROOP PROGRAM **Period 2** **BOY01** **10:30 – 11:20**

Understand who is involved in a troop's yearly program planning. Topics include the Patrol Method, the PLC, Advancement, Training, Troop meeting planning, Troop outdoor program, and Leader and Parent involvement.

Instructor: Mike Davidson

ADVANCEMENT FOR BOY SCOUTS **Period 1** **BOY02** **9:30 – 10:20**

The first year of Boy Scouting is full of opportunities for advancement. Come hear our practical suggestions to help every Scout reach First Class, including discussions, Scoutmaster's conferences, and activities that can be used for advancement.

Instructors: Dave Ridge, Don Schreeck

CAMPING BASICS **Period 3** **BOY03** **11:30 – 12:20**

This session provides a basic knowledge of Boy Scout camping. We include when and how to submit tour permits, planning the event, how to decide what equipment will be needed, and adult leadership requirements.

Instructor: Mike Davidson

TRAINING BOY LEADERS **Period 4** **BOY05** **12:30 – 1:20**

It is the role of the Scoutmaster to teach youth leaders their responsibilities and roles within the troop. This session will discuss your actions, interactions, and resources available to maximize the leadership skills of your youth leaders. We will talk about what you should do at the troop level, TLT (Troop Leadership Training), which should be run after each election. We will also talk about advanced training at the council level, NYLT (National Youth Leadership Training), meant for your SPL and other senior leaders, and national level NAYLE (National Advanced Youth Leadership Experience), meant for those who completed NYLT and want a Philmont-based wilderness experience.

Instructors: Tom Florio, Art Olson

ORDER OF THE ARROW **Period 1** **BOY06** **9:30 – 10:20**

What is the Order of the Arrow? How does it serve troops, districts, Councils, and camps? Why should your Troop have a OA troop rep? What is the "Ordeal"? This session will reveal a few—but not all—of the mysteries surrounding this organization.

Instructor: Gregg Dick

SURVIVAL **Period 5** **BOY07** **1:30 – 2:20**

It's 3:00 p.m. in early March, you're lost in the woods and thunder is rumbling in the distance—what now? Basic survival skills are essential for everyone. But before you break out the bow drill, let's see how really prepared we all are and build from that so we can bring the best lesson back to our Scouts.

Instructor: Michael Caporlingua



Boy Scout Trail

SERVICE PROJECTS BOY08

Period 7
3:30 – 4:20

Service Projects are important to Scouting. This session explores the philosophy of service projects, examples of successful projects, and requirements for service projects at different ranks.

Instructor: Johnna Hraska

RETAINING THE FIRST YEAR SCOUT BOY14

Period 2
10:30 – 11:20

A new scout's first year in a Boy Scout troop is full of new adventure—but what happens after that? This session will show you some program and leadership techniques that will help you retain that scout for years to come.

Instructor: Rob Ward

ADVANCEMENT TO EAGLE BOY15

Period 4
12:30 – 1:20

This session focuses on the roles of both scouts and leaders in setting goals to help more young men attain the rank of Eagle Scout. Specific questions regarding the mechanics of Life Scout to Eagle are also addressed.

Instructors: Jim Duffy, Joe Gerasi

MERIT BADGE COUNSELOR TRAINING BOY16

Period 5
1:30 – 2:20

In addition to being experts in their field, Merit Badge Counselors need to be trained just like any other scouting leader. This session will teach you how to do this job effectively.

Instructor: Don Schreck

WELCOME TO BOY SCOUTS BOY18

Period 3
11:30 – 12:20

This course provides ideas to smooth the transition into Boy Scouts for new parents and scouts who don't know how Boy Scouts works—even if they have been very active in the Cub Scout program.

Instructors: Sharon Masciovecchio, Lynn-Marie Schnalzer

MEMBERSHIP & RECRUITING LEADERS BOY19

Period 6
11:30 – 12:20

A steady flow of youth into a Boy Scout troop is essential to maintaining a healthy troop. New scouts bring energy and enthusiasm to the troop's program. Having a year-round growth program in place will help attract new scouts. Find out how to attract these new-scouts and how to run a year-round growth program.

Instructor: Johnna Hraska


GEOCACHING BOY20

Periods 6-7
(Double Session) 2:30 – 4:20

How can a \$12 billion military satellite system be used in your unit's program? Take this introductory course in the basics of GPS (Global Positioning System). You will learn to use a hand-held GPS unit, find out how the whole thing works and then have the opportunity for some hands-on fun through Geocaching—the new outdoor sport.

This course will help you to put this space age technology into your unit's outdoor program. It also fulfills the Land Navigation requirement for the Venturing Ranger requirements and the revised 2006 requirements for Camping merit badge. Information on the Geocaching merit badge will also be available.

Instructor: Jason Fox



Boy Scout Trail

EAGLE SCOUT SERVICE PROJECT FUNDAMENTALS BOY23	Period 7 3:30 – 4:20
---	---------------------------------

Navigating the new processes, paperwork, deadlines and requirements set fourth in the recent changes from the Boy Scouts of America.

Instructors: Jim Duffy, Joe Gerasi

SPECIAL TOPICS IN BOY SCOUT ADVANCEMENT BOY25	Period 2 10:30 – 11:20
--	-----------------------------------


This course is designed to take Boy Scout Advancement to the next level and will cover those difficult situations we incur in advancement discussions and managing difficult scenarios.

Instructors: Dave Ridge, Don Schreeck

HORNADAY OPPORTUNITY BOY26	Period 1 9:30 – 10:20
---------------------------------------	----------------------------------

Need Description.

Instructor: Wayne Kunow



Venturing Trail

Courses for ADULT Leaders Only

ANNUAL PROGRAM PLANNING Period 4 VEN22 ◀ 12:30 – 1:20

Failure to plan is like planning to fail—but you can learn how the three phases of the program planning process can lead your crew to success! You'll also find out about PCI's and AIS's, and why such alphabet soup is vital nourishment for your crew's planning efforts.

Instructor: Mark Curran

INTRODUCTION TO VENTURING, Period 2 IT'S AIMS, METHODS, and VYPT 10:30 – 11:20 VEN29 ◀◀

Learn about the basics of Venturing, how Venturing achieves the aims of Scouting, and the separate youth protection training required for Venturing adults. Students who complete this course will receive VYPT certification, good for 2 years.

Instructor: Kathy Decker

CREW ORGANIZATION Period 3 and THE CREW KEY 3 11:30 – 12:20 VEN30 ◀◀

Find out how the crew leadership is structured and how each role fits into the picture. What's a chartered organization, and what is its relationship with a crew, and how can the newly created Crew Key 3 help keep everything in balance?

Instructor: Kathy Decker

UNDERSTANDING VENTURERS Period 6 and ADVISOR RESPONSIBILITIES 2:30 – 3:20 VEN31 ◀

Learn about typical developmental characteristics of Venturing-age Scouts, and identify effective leadership styles to motivate them as you take on the responsibilities of serving as a Venturing advisor or associate advisor.

Instructor: Mark Curran

CREW COMMITTEE ORGANIZATION Period 4 and RESPONSIBILITIES 12:30 – 1:20 VEN32 ◀

What are the duties and functions of a crew committee, and how should it be organized to best serve the crew? Get in on this important exploration of how to take a crew from "We're alive" to "We thrive!"

Instructor: Kathy Decker

SELECTING AND RETAINING Period 6 ADULT LEADERS FOR A CREW 2:30 – 3:20 VEN33 ◀

What are good qualities to look for when selecting a new advisor for a crew? How can we go about recruiting new committee members? What's a PCI, and how can it make life easier for a crew committee? Explore how a crew's committee can create positive results by playing matchmaker.

Instructor: Kathy Decker

- ◀ Required For VAST Certification
Venturing Advisor Specific Training
 - ◀ Required For CCC Certification
Crew Committee Challenge



Venturing Trail

Courses for Adult AND Youth Leaders

INTRODUCTION TO SEA SCOUTING Period 1 VEN03 9:30 – 10:20

Always had a hankering for a tall ship and a star to steer her by? Always wondered who those Scouts in blue were? Now's your chance to find out about Sea Scouting, BSA's nautical arm of the Scouting program, with a seasoned seafarer!

Instructor: Theresa Brizzola

AWARDS and RECOGNITION Period 6 VEN34 ◀ 2:30 – 3:20

You may already know by now that the Venturing program has rolled out a whole new system of awards and recognition. Get a peek at what the new requirements look like and how the new system fits into the Venturing program.

Instructor: Kathy Decker

HOW TO RUN ETHICAL CONTROVERSIES Period 1 and PERSONAL REFLECTIONS 9:30 – 10:20 VEN35

Completing a Structured Personal Reflection and participating and leading Ethical Controversies are required for advancement in Venturing. Get tips and information on how to run these activities.

Instructor: Kathy Decker

- ◀ Required For VAST Certification
Venturing Advisor Specific Training
- ◀ Required For CCC Certification
Crew Committee Challenge



Venturing Trail

Courses for YOUTH Leaders Only

INTRODUCTION TO LEADERSHIP SKILLS FOR CREWS AND SHIPS (ILSC/ILSS) VEN21

Periods 1-7

(Full Day Session) 9:30 – 4:20

The purpose of the ILSC/ILSS course is to teach crew/ship members with leadership positions about their new roles, and effectively reach success in that role. See page 19 for a full description of this course.

Instructor: Max Pizzaro

PERSONAL SAFETY FOR VENTURERS VEN37

Period 7

3:30 – 4:20

This is a requirement for the new Venturing Award, the purpose of which is to help keep all crew members safe. This training features a series of vignettes and discussion about some of the risks that young people can face in today's society.

Instructor: Mark Curran

GOAL SETTING and TIME MANAGEMENT VEN38

Periods 1-4

(Quad Session) 9:30 – 1:20

This course is a requirement for the Discovery Award. We will help you set and achieve goals and manage the resources at hand to achieve your vision of success.

Instructor: Mark Curran

VENTURING MENTORING TRAINING VEN39

Periods 6-7

(Double Session) 2:30 – 4:20

Mentoring training will help you to serve as a successful mentor in leadership and personal settings. Mentoring is a requirement for the Summit Award.

Instructors: John Zollinger, Patty Zollinger




CREW OFFICER ORIENTATION VEN41

Period 4

12:30 – 1:20

Need Description.

Instructors: John Zollinger, Patty Zollinger



Commissioner Trail

COMMISSIONER SERVICE TO CUB SCOUT PACKS COM02

Period 1
9:30 – 10:20

If you are serving cub scout packs, you need this course! It includes an overview of cub scouting, the organization of a Pack, the advancement plan, use of resources, leadership positions, and how a Commissioner can help the Pack succeed.

Instructor: Greg Crisci

COMMISSIONER SERVICE TO BOY SCOUT TROOPS COM03

Period 2
10:30 – 11:20

This session provides essential knowledge for all commissioners serving Boy Scout troops, including program methods and goals, program planning, resources, advancement, and youth leadership.

Instructor: Dan Hooker

ADMINISTRATIVE COMMISSIONER WORKSHOP COM08

Period 3
11:30 – 12:20

Council Commissioners, District Commissioners, and their Assistant Commissioners play an essential role in the program. This session will explain how to succeed in these positions, and help the front line commissioners improve scouting in their units.

Instructor: Wayne Kunow

GOOD COMMISSIONERS NEED BOTH HEAD and HEART COM17

Period 5
1:30 – 2:20

The objective of this session is to help commissioners with at least a year or two of experience to reflect on some of the important qualities of good commissioner service the “head”. It will also provide a variety of inspirational anecdotes for them to share with unit adults as well as other commissioners the “heart”.

Instructor: Dan Hooker

CHARTER RENEWAL COM19

Period 6
2:30 – 3:20

Need Description.

Instructor: Jackie Heubach

BASIC COMMISSIONER TRAINING COM20

Periods 1-3
(Triple Session) 9:30 – 12:20

Need Description.

Instructor: Jackie Heubach



General Studies

EXPLORING EXPLOSION GEN05

Period 4
12:30 – 1:20

This session will focus on providing information on the current Exploring/Learning for Life program. Information will include a description, how posts/groups are started, and resources for more information

Instructor: Maureen Bryant

ADULT AWARDS & RECOGNITION GEN08

Period 6
2:30 – 3:20

How do I get those knots? We'll tell you everything you want to know about adult awards and recognition, including special unit, District, and Council awards.

Instructor: Michael Caporlingua

Q&A WITH THE COUNCIL KEY 3 GEN12

Period 6
2:30 – 3:20

Your Council Key 3 Leadership, which includes your Scout Executive, Council Commissioner and Council President, is here to help! Take this opportunity to stop by and let us know how we can help you and what you think we should or could be doing better by giving us your insight and feedback.

Instructors: David Horton, Jackie Heubach, Howard Hellman

PLANNING SCOUTING EVENTS GEN16

Period 4
12:30 – 1:20

Scouting events require a lot of planning, and as the events get bigger, so does the job! This course will give you the basic tools you need to plan a successful Scouting event.

Instructor: Michael Caporlingua

RELIGIOUS EMBLEMS PROGRAMS GEN21

Period 3
11:30 – 12:20

Scouting teaches a duty to God and supports programs that teach scouts about their obligations and reward them for their commitment. Come learn about these programs and the recognition available to your boys.

Instructor: Don Schreeck

REMOVING A VOLUNTEER GEN25

Period 3
11:30 – 12:20

Bad chemistry, bad politics, or a bad job—these are some types of poor performance by a volunteer. Sometimes coaching can help. When it doesn't, the volunteer needs to be removed. Here are some suggestions.

Instructor: TBD

SAFE SWIM/SAFETY AFLOAT GEN26

Period 4
12:30 – 1:20

Water activities can be a valuable part of your outdoor program. This session will explain BSA policies and practices on water safety. A certification card will be awarded for completion. This course is required by some councils for certain activities.

Instructor: Ken Helcoski

WHAT'S UP DOC? GEN27

Period 7
3:30 – 4:20

Are you ready for the Doctor of Scouting program? Before you sign up, come find out! This course explains the requirements for earning the Doctoral degree. You must hold a Master's Degree before taking this course. Completion of this course is required at least one year before enrolling in course PHD01.

Instructor: Bill Rave



General Studies

WEATHER SAFETY **Period 2** **GEN31** **10:30 – 11:20**

Weather education and training is a must for all leaders and youth. This session will give you the information you need to know that can be applied to any activities in which you and your unit are engaged. Learn the safety guidelines you should follow.

Instructor: Larry Wood

FUNDAMENTALS OF BSA **Period 5** **FUNDRAISING** **1:30 – 2:20** **GEN33**

This session explores different ways to finance the operation of a unit. Fund-raising guidelines and forms will also be covered. Come and compare notes with other scouters to find the best plan for you.

Instructor: David Horton

USEFUL NON-TRADITIONAL KNOTS **Period 1** **GEN35** **9:30 – 10:20**

All knots have a purpose and can be fun. This session is intended to teach a few useful knots that we don't see in the Cub Scout or Boy Scout advancement requirements. Participants should have a basic understanding of the traditional Scout knots.

Instructor: Larry Wood

SCOUTING SAFETY... **Period 7** **SAFETY BEGINS with LEADERSHIP** **3:30 – 4:20** **GEN36**

It's essential to promote understanding and responsibility for Scouting Safety when leading unit activities. Included will be the latest information and resources available for unit leaders.

Instructor: David Horton

JOURNEY TO EXCELLENCE **Period 2** **GEN42** **10:30 – 11:20**

Need Description.

Instructor: TBD

THE CHARTER REPRESENTATIVE... **Period 3** **A UNIT'S BEST RESOURCE** **11:30 – 12:20** **GEN43**

This class reviews what the charter representative's or institutional head's (IH) roles are within a unit and how, working with Unit Commissioner and unit committee, they help the unit succeed and can be a great resource for the unit.

Instructor: John B. Kelly, Jr.

DUTCH OVEN COOKING: **Periods 2-3** **LEARN FROM THE MASTER** **10:30 – 12:20** **GEN52-01** **(Double Session)**

Learn from the master! Discover the do's and don'ts of Dutch Oven cooking, useful tips for successful cooking, gather new recipes, and enjoy tasting what you cook after actual preparation!

Instructor: James Politi


nication, advancement, or activities.

Instructor: David Campbell

BOY SCOUT & CREW STEM **Period 1** **ORIENTATION** **9:30 – 10:20** **GEN56**

This course will cover a basic overview of BSA's Project STEM; NOVA Awards and SuperNOVA Awards for the Boy Scout and Venturing programs. Course will also cover registration, eligibility requirements and procedures for NOVA counselors and SuperNOVA mentors.

Instructor: Warren Collins



Youth Leader College

The Youth Leader College is designed for Boy Scout (2nd Class and above) and Venturing program youth who wish to learn the skills necessary to succeed as leaders in their units, and enhance the Scouting experience.

Composed of Den Chief Training for Boy Scouts, Introduction to Leadership Skills for Venture Crews and Ships, Youth Leader Courses and Merit Badge Workshops, the College is structured so youth can customize their schedule and take full advantage of available offerings.

Additionally, Venturing youth may take courses listed on pages 9 & 10 within the Venturing Trail

Period 1	Period 2	Period 3	Period 4	Period 5	Period 6	Period 7
-------------	-------------	-------------	-------------	-------------	-------------	-------------

BOY SCOUTS	Youth Leader Courses <i>Single Period Courses</i>	X	X	X	Lunch	X	X	X
BOY SCOUTS	Merit Badge Workshops <i>Choose one per a.m. / one per p.m.</i>	← →			Lunch	← →		
BOY SCOUTS	Den Chief Training <i>A.M. Session for Scouts 2nd Class and Above</i>	← →			Lunch	Select 3 single-period YLC courses or 1 MBW course		
BOY SCOUTS	Den Chief Training <i>P.M. Session for Scouts 2nd Class and Above</i>	Select 3 single-period YLC courses or 1 MBW course			Lunch	← →		
VENTURING	Introduction to Leadership Skills for Crews and Ships (ILSC/ILSS – Full Day)	← →			Lunch	← →		



Youth Leader Courses

		Period 1	Period 2	Period 3	Period 4	Period 5	Period 6	Period 7
BOY SCOUTS	Youth Leader Courses <i>Single Period Courses</i>	X	X	X	Lunch	X	X	X

Youth Leader Courses

These courses are taught by youth leaders, (Y), who are paired with an adult, (A), advisor.

You may choose from any Youth Leader single-period courses listed below, or combine Youth Leader courses with one 3-period, morning or afternoon Merit Badge Workshop, or a Den Chief Training A.M. or P.M. session.

EAGLE SERVICE PROJECT YLC01



Period 1
9:30 – 10:20

National BSA changed the Eagle Scout Project workbook in 2011, which Eagle candidates must use to plan and document their project. Topics will include what's new in the workbook, what parts are required and when; what approvals are needed; the new requirement of the Fund Raising form; and what is expected in the final report.

Instructors: Don Matthews (Y), Sean Doherty (A)

HVC ORDER OF THE ARROW NACHA NIMAT LODGE YLC04



Period 2
10:30 – 11:20

The Nacha Nimat Lodge—what is it and how can you join? Learn what opportunities for leadership and high adventure await you as a member of the OA!

Instructor: O/A Rep TBD (Y), Gregg Dick (A)

PATROL LEADER ROUNDTABLE YLC05

Period 3
11:30 – 12:20

Learn how to ensure a properly functioning patrol as a new patrol leader. You'll learn how a patrol should be organized; how to lead a group of boys your own age; everyone gets a job; how should meetings be organized; and how to keep the boys interested and enjoy being members of the patrol.

Instructors: TBD (Y), TBD (A)

CAMPFIRE PLANNING YLC08

Period 5
1:30 – 2:20

Are you a new SPL or do you want advice on becoming a GREAT SPL? This course is designed to give you the tools to lead your patrols through fun and engaging activities that help scouts advance while building camaraderie.

Instructors: Scott Schnalzer (Y), Brian Colton (A)

SPL ROUNDTABLE YLC08

Period 6
2:30 – 3:20

Are you a new SPL or do you want advice on becoming a GREAT SPL? This course is designed to give you the tools to lead your patrols through fun and engaging activities that help scouts advance while building camaraderie.

Instructors: TBD (Y), TBD (A)



Youth Leader Courses

EFFECTIVE PLCS YLC10

Period 7
3:30 – 4:20

Could your PLC be more focused and shorter? Need help with planning? This course will give you the tools to run a model PLC in your troop. Frequency of PLC's, resources and planning sheets will all be covered.

Instructors: TBD (Y), Jessica Brighton (A)

THE TROOP GUIDE: AN IMPORTANT PART OF TROOP LEADERSHIP YLC12

Period 1
9:30 – 10:20

The Troop Guide plays an important role for young scouts recently crossed over from Cubs, and can also perform vital leadership tasks in everything from meetings to campouts. Take this course to find out more about how you can “Amp up” the TG's in your troop!

Instructors: TBD (Y), Louis Orlando (A)

CPR MUNCH & LEARN YLC15

Period 5
1:30 – 2:20

Need Description.

Instructors: Jacob Colton (Y), Randi Colton (A)

DUTCH OVEN COOKING YLC16

Period 6
3:30 – 4:20

Need Description.


Instructors: TBD (Y), James Politi (A)

GEOCACHING YLC16

Period 2
10:30 – 11:20

Need Description.

Instructors: TBD (Y), Jason Fox (A)



Den Chief Training

Introduction to Leadership Skills for Crews & Ships

		Period 1	Period 2	Period 3	Period 4	Period 5	Period 6	Period 7
BOY SCOUTS	Den Chief Training <i>A.M. Session for Scouts 2nd Class and Above</i>	←→			Lunch	Select 3 single-period YLC courses or 1 MBW course		
BOY SCOUTS	Den Chief Training <i>P.M. Session for Scouts 2nd Class and Above</i>	Select 3 single-period YLC courses or 1 MBW course			Lunch	←→		
VENTURING	Introduction to Leadership Skills for Crews and Ships (ILSC/ILSS – Full Day)	←→				Lunch	→	



DEN CHIEF TRAINING (MORNING SESSION) DCT01

Periods 1-4
9:30 – 1:20

Prerequisite: Must be a scout for a minimum of one year, boy scouts must have earned Second Class rank and above, and scouts must have Scoutmaster or Crew advisor approval. This course is for Den Chiefs, Cubmasters and all others interested in understanding the important leadership role of a Den Chief within a den. It is full of fun, excitement, and information to help Den Chiefs do a good job. Den Chiefs are an older, experienced Boy Scout, Varsity Scout or Venture-aged youth who assists the den leaders and pack leaders as required.

Instructor: Jim Vaeth



DEN CHIEF TRAINING (AFTERNOON SESSION) DCT02

Periods 5-7
1:30 – 4:20

Prerequisite: Must be a scout for a minimum of one year, boy scouts must have earned Second Class rank and above, and scouts must have Scoutmaster or Crew advisor approval. This course is for Den Chiefs, Cubmasters and all others interested in understanding the important leadership role of a Den Chief within a den. It is full of fun, excitement, and information to help Den Chiefs do a good job. Den Chiefs are an older, experienced Boy Scout, Varsity Scout or Venture-aged youth who assists the den leaders and pack leaders as required.

Instructor: Jim Vaeth



INTRODUCTION TO LEADERSHIP SKILLS FOR CREWS & SHIPS (ILSC/ILSS) VEN21

Periods 1-7
(Full Day Session) 9:30 – 4:20

The badge of office presented to a Venturer or Sea Scout upon assuming a new leadership role in a crew/ship does not automatically make him or her a good leader! ILSC/ILSS is an interactive program to provide crew/ship leaders with training on their responsibilities and to equip them with leadership and management abilities to help them run their crew/ship effectively. As part of the overall Scouting leadership training continuum, it is a recommended requirement for participation in the more advanced leader courses, such as NYLT and NAYLE, and is a requirement for Kodiak.

Instructor: Max Pizzaro



Merit Badge Workshop

		Period 1	Period 2	Period 3	Period 4	Period 5	Period 6	Period 7
BOY SCOUTS	Merit Badge Workshops <i>Choose one per a.m. AND/OR one per p.m.</i>	← →			Lunch	← →		



You must bring the following to Merit Badge Workshops:

1. Blue card signed by your Scoutmaster
2. Corresponding Merit Badge Booklet
3. Completed prerequisites as required if you plan to complete your merit badge during this session.

Class sizes are limited so register early!

A.M. SESSIONS — Choose one



PUBLIC SPEAKING Periods 1-3
MBW01 9:30 – 12:20

Prerequisites:

Be prepared and ready to present #1, #2, and #4; research #5.

Merit Badge Counselor: Deb Klock



TEXTILES Periods 1-3
MBW03 9:30 – 12:20

Prerequisites:

None.

Merit Badge Counselor: Xavier Dela Riva



FINGERPRINTING Periods 5-7
MBW08 9:30 – 12:20

Prerequisites:

None.

Merit Badge Counselor: Greg Crisci



CHESS Periods 1-3
MBW09 9:30 – 12:20

Prerequisites:

Be knowledgeable to answer all requirements at the Merit Badge workshop.

Merit Badge Counselor: Greg Hanchrow



CRIME PREVENTION Periods 1-3
MBW10 9:30 – 12:20

Prerequisites:

#2, #4, #5, #6, #7.

Merit Badge Counselors: Tom Harris, Jim Schweiker



LAW Periods 1-3
MBW11 9:30 – 12:20

Prerequisites:

Research all requirements and have #4, #6, and #7 completed.

Merit Badge Counselor: John B. Kelly, Jr.



FIRE SAFETY Periods 1-3
MBW13 9:30 – 12:20

Prerequisites:

Need Prereqs.

Merit Badge Counselor: Frank Guisto



TRAFFIC SAFETY Periods 5-7
MBW12 1:30 – 4:20

Prerequisites:

#1B, #2B, #4D.

Merit Badge Counselor: Frank Guisto



MAMMAL STUDY Periods 5-7
MBW14 1:30 – 4:20

Prerequisites:

Need Prereqs.

Merit Badge Counselor: Wayne Kunow



Degree Programs

ASSOCIATE OF SCOUTING

Prerequisite: None

Requirements: The Associate's Degree is awarded to a student upon completion of six hours of courses at the University. You may take any courses in any order, except for classes with restrictions identified in the catalog.

BACHELOR OF SCOUTING

Prerequisites: Hold an Associate of Scouting Degree earned at a prior University session.

Requirements: The Bachelor's Degree is awarded to a student upon completion of six hours of courses after earning the Associate's Degree. You may take any courses in any order, except for classes with restrictions identified in the catalog.

MASTER OF SCOUTING

Prerequisites: Hold a Bachelor of Scouting Degree earned at a prior University session.

Requirements: The Master's Degree is awarded to a student upon completion of six hours of courses after earning the Bachelor's Degree. You may take any courses in any order, except for classes with restrictions identified in the catalog.

CERTIFICATE OF POST-GRADUATE STUDIES

Prerequisites: Hold a Master of Scouting Degree earned at a prior University session.

Requirements: The Certificate of Post-Graduate Studies is awarded to a student upon completion of six hours of courses after earning the Master's Degree. Once you hold a Certificate of Post-Graduate Studies, you may earn an additional Certificate for each six hours of courses you complete. You may take any courses in any order, except for classes with restrictions identified in the catalog.

DOCTORAL SEMINAR PHD01

**Periods 2-6
(Five Period Session) 10:30 – 3:20**

Registration in this course is limited to students who hold a Master's Degree and have completed What's Up, Doc? GEN27. In this session, the staff of the College of Doctoral Studies will explain the process for passing your expertise on to future Scouters by researching, preparing, and delivering a Doctoral thesis. This is a 5 hour session, including lunch. Topics covered include Identifying the Topic, Researching the Problem, Developing Your Thesis Topic, and Writing the Thesis.

Instructors: Bill Rave, Mark Check, Gregg Dick

DOCTOR OF SCOUTING

One of the reasons for Scouting's enduring success is tradition: passing experience and knowledge from one generation of Scouters to the next. The Doctoral program exists to create permanent records of Scouting success, so that future Scouters can learn from them. These records take the form of Doctoral thesis papers, written by degree candidates and made available in the University archives.

Prerequisites: Hold a Master Of Scouting earned at a prior University session and at least one year before you register in the Doctoral program, you must also complete course GEN27, "What's Up, Doc?", or obtain prior permission of the Dean of Doctoral Studies.

Time Required: There is one required classroom course in the Doctoral program—PHD01, "Doctoral Seminar"—which can be completed in one University session. Additional project work will be required between University sessions.

Requirements: Be a registered adult leader in the Boy Scouts of America and provide leadership and service for the duration of Doctoral studies. Complete course PHD01, "Doctoral Seminar". Complete a research project, including written thesis and oral reports.

The Doctor of Scouting Degree requires significant effort and commitment over an extended period. Prerequisite course GEN27, "What's Up, Doc?", explains the requirements in detail, and students should carefully consider these requirements before registering in the Doctoral program. If you would like to pursue a Doctoral degree but cannot attend "What's Up, Doc?", contact the Registrar to arrange an interview with the Dean of Doctoral Studies.