


Rockland District Trail to Eagle

August 10, 2015



BOY SCOUTS OF AMERICA.

Who's Who

- Rockland District Eagle Scout Coordinators
 - Larrie Goetz - Eagle Scout Coordinator
 - Tom Dodrill - Assistant Coordinator
- Contact e-mail address: Rockland.eagle@gmail.com
- 2015 Eagle Scouts - 22 (January through July)
- Interested in sitting on an Eagle Scout Board of Review?
 - Send your e-mail address and phone number to Rockland.eagle@gmail.com



BOY SCOUTS OF AMERICA.

Life After Attaining Life



- Meet with the scout to discuss the next steps
- Have the scout think about an Eagle Scout Service Project
- Check on the scout's required Merit Badges
- Check on the scouts 18th Birthday

GET HIM MOVING!

Eagle Required Merit Badges

| | | | |
|--|---|--|---|
|  Camping |  Citizenship in the Community |  Citizenship in the Nation |  Citizenship in the World |
|  Communications |  Environmental Science |  Family Life |  First Aid |
|  Personal Fitness |  Personal Management |  Emergency Preparedness OR Lifesaving | |
|  Cycling OR Hiking OR Swimming | | | |



BOY SCOUTS OF AMERICA.

The Eagle Scout Service Project

- Any project that aids:
 - Religious institution
 - Any school
 - Community



*Cannot aid Boy Scouts (but can aid Girl Scouts)
- Public and Private entities are allowed
- Projects deemed as routine labor projects may be rejection



BOY SCOUTS OF AMERICA.

Governing Documents

- BSA Guide to Advancement 2015
<http://www.scouting.org/filestore/pdf/33088.pdf>
- BSA Guide to Safe Scouting
<http://www.scouting.org/scoutsource/HealthandSafety/GSS/toc.aspx>



The Five Tests

- The project provides sufficient opportunity to meet the requirement.
- The project appears to be feasible.
- Safety issues will be addressed.
- Action steps for further detailed planning are included.
- The young man is on the right track with a reasonable chance for a positive experience.



BOY SCOUTS OF AMERICA.

Troop Leadership Responsibilities

- It is the troop's leaderships responsibility to ensure:
 - The project is appropriate
 - The paperwork is complete and in order
 - The proposal and report are reviewed and are presentable
 - The scout is prepared
- After-all the troop leadership knows the scout
- The District's roll is to review and allow the project to move forward



BOY SCOUTS OF AMERICA.

OK, Got My Project Now What?

- Go to Hudson Valley Council web site

<http://www.hudsonvalleyscouting.org/>

- Navigate to Rockland District site

http://www.hudsonvalleyscouting.org/OpenRosters/View_Homepage.aspx?orgkey=2368

- Navigate to Eagle Scout Information

<http://www.hudsonvalleyscouting.org/eagle-scout-information/37916>

- Select the link:

Rockland District Eagle Scout Process Guidelines



BOY SCOUTS OF AMERICA.

Rockland District Procedures

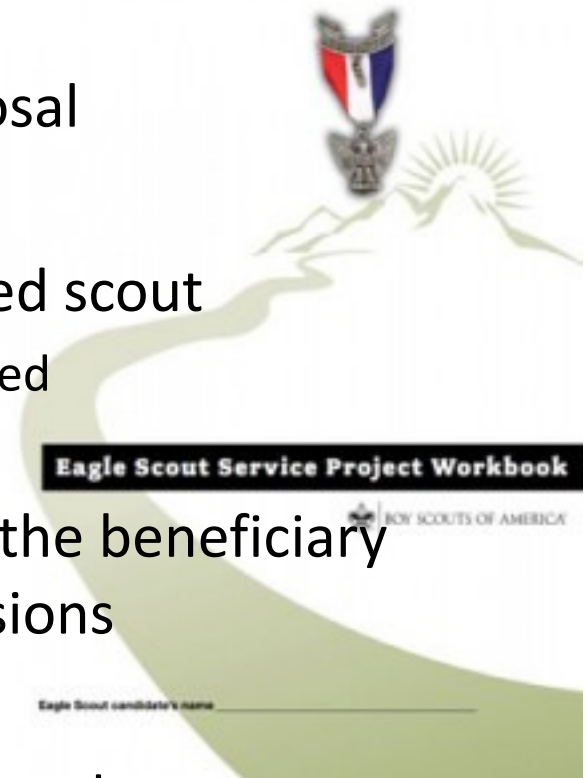
- The Scout must use the latest workbook – 2015 version
<http://www.scouting.org/scoutsource/BoyScouts/AdvancementandAwards/EagleWorkbookProcedures.aspx>
- Fill workbook completely for each stage
 - Proposal
 - Plan
 - Report
- The workbook points out spelling and grammar issues, so please pay attention to this detail



BOY SCOUTS OF AMERICA.

Service Project Proposal Paperwork

- Fill out title page and all pages of the proposal
- Select a Project Coach – must be a registered scout
 - Not specifically required but highly recommended
- Meet with project beneficiary – make sure the beneficiary contact has the authority to make the decisions
- Review with the Scoutmaster and Project Coach



BOY SCOUTS OF AMERICA.

Where Do I Send My Paperwork?

- E-mail a copy of the proposal to Rockland.eagle@gmail.com
 - Do not send editable version
 - Scan, save to PDF, or save as a file
 - Save all pictures to low resolution
 - It is acceptable to send the signature separately
 - Always have the scout include Scoutmaster on all e-mails
- Drop off 4 copies to address listed in Rockland District Guidelines
- Due dates are on Eagle Information page



BOY SCOUTS OF AMERICA.

No False Starts

- The Scout may not start any phase of the project prior to district approval
- Starting may cause a rejection of the project



BOY SCOUTS OF AMERICA.

What Should The Scout Expect?


- The troop committee should conduct a review in preparation
- The scout will be:
 - Notified of the time, date, and location of review
 - Provided a list of initial questions or comments
- An adult troop leader will accompany the scout to the review
 - To act as an advocate and ease the scouts anxiety
 - Take all notes while the scout discusses his project
 - A parent may sit in if this make him feel more at ease



BOY SCOUTS OF AMERICA.

District Proposal Review

- At the review the scout will discuss:
 - Why this project
 - The benefits the beneficiary
 - Thoughts on planning
 - Thoughts on costs
 - Safety issues




- Review committee may make suggestions to help the scout
- Suggestions are constructive in nature and meant to help the scout complete the project



BOY SCOUTS OF AMERICA.

District Proposal Review

- Once the review committee is satisfied
 - The proposal is signed
 - All copies are given back to the scout
 - The scout must keep this copy
 - The scout is advised about fundraising - PLEASE PAY ATTENTION
- The scout will be given a copy of the Rockand District FAQs to help him going forward



BOY SCOUTS OF AMERICA.

The Next Step - Project Planning

- The Project Plan is between the scout and the beneficiary
 - It is not reviewed or approved by the District
 - The Project Coach should review and has a spot on the plan to provide comments
- The plan in the workbook is not necessary; however, if not used the scout must show the one that was used
- Permits
 - Permits cover things such as construction or events
 - Beneficiary will need to assist or apply for any permit
 - If in doubt check with the village /town / county / state



BOY SCOUTS OF AMERICA.

Project Plan

- Fundraising -
 - Not necessary if funds are provided by beneficiary, scouts family, or the troop
 - Needed for all other fundraising activities
 - Less than \$500 e-mail application to rockland.eagle@gmail.com
 - For \$500 or greater e-mail to Advancement@hudsonvalleyscouting.org
 - Please provide all methods
 - Names of businesses that will be contacted
- Tour Permits
 - If outside of the council, tour permit is required

Pizza Night!
Family Fundraiser
Benefitting
Eagle Scout Project


Where: Toppers Pizza Place
2408 Farringher Rd.
Sant Valley
385-4444 or 495-4444

When: Tuesday, May 22, 2012
5:00 p.m. to 9:00 p.m.

What: Toppers Pizza will donate back 20% of pre-tax sales generated by our group!

How to Help: Just follow these steps to help raise funds!
1) Bring the whole family to Toppers during the above time period for a great pizza!
2) Show this flyer to the cashier when you place your order (or tell operator for photo-orders).
3) No coupons or other discounts will be honored in conjunction with this fund raiser.
4) No flyers may be handed out in or around the restaurant during the event.

TOPPERS
PIZZA PLACE
Proud to be part of the community!



BOY SCOUTS OF AMERICA.

Now Get to Work - Project Execution

- Once planning is complete – start the project
- Keep notes
- Take pictures
- Follow the plan
- Finish the project!



BOY SCOUTS OF AMERICA.

Almost Done – Now the Paperwork

- There are two documents required – each with multiple parts
 - Eagle Scout Rank Application
 - Eagle Scout Service Project Workbook
- All must be completed BEFORE the scouts 18th Birthday



BOY SCOUTS OF AMERICA.

Eagle Scout Rank Application

- Complete the Eagle Scout Rank Application
- Complete requirement 2 – letters of recommendation
- Complete Requirement 7
 - Ambitions
 - Life purpose
 - Listing of leadership positions



EAGLE SCOUT RANK APPLICATION

TO THE EAGLE SCOUT RANK APPLICANT: This application is to be completed after you have completed all requirements for the Eagle Scout rank. **Print in ink or type all information.** List the month, day, and year for all dates. When using computer data disks list the date July 8, 1995, as 07 (for July) 08 (for day) 95 (for year). When you have completed this application, sign it and submit it to your unit leader.

FOR COUNCIL USE ONLY

COUNCIL NO. _____ TYPE OF UNIT _____

REGION C B S W NATIONAL NO. _____

NAME OF OFFICIAL, RESTRICTION _____

PEL NO. (REQUIRED) _____

LIST YOUR FULL LEGAL NAME (UP TO 30 CHARACTERS ONLY).

Street or R.F.D. Address _____ Telephone (including area code) _____

Troop, Team, Clinic, or Ship _____ Local No. _____

City, State, Zip _____

Date became a Boy Scout _____
 Date became a Varsity Scout _____
 Date became a Venturer _____
 Date of First Class Scout board of review _____
 Date of Star Scout board of review _____

Were you a Cub Scout? Yes No
 Were you a Webelos Scout? Yes No
 Did you earn the Arrow of Light Award? Yes No
 Had you completed fifth grade upon joining? Yes No

AGE REQUIREMENT ELIGIBILITY: Merit badges, badges of rank, and Eagle Palms may be earned by a registered Boy Scout, Varsity Scout, or Venturer. He may earn these awards until his 18th birthday. Any Venturer who achieved the First Class rank as a Boy Scout in a troop or Varsity Scout in a team may continue working for the Star, Life, and Eagle Scout ranks and Eagle Palms until registered as a Venturer on his 18th birthday. Scouts and Venturers who have completed all requirements prior to their 18th birthday may be reviewed within three months after that date with no explanation. Boards of review conducted between three and six months after the candidate's 18th birthday must be preapproved by the local council. A statement by an adult explaining the reason for the delay must be attached to the Eagle Scout Rank Application when it is submitted to the local council service center. The Program Impact Department at the national office must be contacted for procedures to follow if a board of review is to be conducted more than six months after a candidate's 18th birthday.

A Scout or Venturer with a disability may work toward rank advancement after he is 18 years of age. See Advancement Committee Policies and Procedures for details.

REQUIREMENT 1: Be active in your troop, team, crew, or ship for a period of at least six months after you have achieved the rank of Life Scout.

REQUIREMENT 2: Demonstrate that you live by the principles of the Scout Oath and Scout Law in your daily life. List the names of individuals who know you personally and would be willing to provide a recommendation on your behalf.

| Name | Address | Telephone | E-mail |
|----------------------|---------|-----------|--------|
| Parents/guardians | _____ | _____ | _____ |
| Religious | _____ | _____ | _____ |
| Educational | _____ | _____ | _____ |
| Employer (if any) | _____ | _____ | _____ |
| Two other references | _____ | _____ | _____ |

Date of birth: _____

Date of Life Scout board of review: _____

REQUIREMENT 3: Earn a total of 21 merit badges (required badges are listed). List the month, day, and year the merit badge was earned.

| MERIT BADGE | DATE EARNED | UNIT NO. | MERIT BADGE | DATE EARNED | UNIT NO. | MERIT BADGE | DATE EARNED | UNIT NO. |
|--|-------------|----------|---------------------------------|-------------|----------|-------------|-------------|----------|
| 1 CAMPING | | | 8 FIRST AID | | | 15 | | |
| 2 CITIZENSHIP IN THE COMMUNITY | | | 9 CYCLING OR BIKING OR SWIMMING | | | 16 | | |
| 3 CITIZENSHIP IN THE NATION | | | 10 PERSONAL MANAGEMENT | | | 17 | | |
| 4 CITIZENSHIP IN THE WORLD | | | 11 PERSONAL FITNESS | | | 18 | | |
| 5 COMMUNICATIONS | | | 12 FAMILY LIFE | | | 19 | | |
| 6 EMERGENCY PREPAREDNESS OR LIFESAVING | | | 13 | | | 20 | | |
| 7 ENVIRONMENTAL SCIENCE | | | 14 | | | 21 | | |

*Cross out badges not earned. If a cross-out badge was earned, it may be re-earned in 13 through 21.
 Four of these required merit badges were earned for the Star Scout rank and three more were earned for the Life Scout rank.

- Send the completed application to Hudson Valley Council



BOY SCOUTS OF AMERICA.

Service Project Workbook

- Once project is finished – complete the project report
 - Pay attention to the accounting of monies
 - Donate any left over money to the beneficiary
 - Explain any shortfalls
- Include all sections
 - The original signed copy of proposal
 - Project Plan
 - Project Report
- The workbook includes a spelling and grammar checker



BOY SCOUTS OF AMERICA.

Service Project Workbook

- E-mail a copy of the complete workbook to Rockland.eagle@gmail.com
 - Do not send editable version
 - Scan, save to PDF, or save as a file
 - Save all pictures to low resolution
 - Always have the scout include Scoutmaster on all e-mails
- Once council certifies the Eagle Scout Rank Application
 - The troop will conduct its Board of Review
 - The scout will have his District Board of Review scheduled



BOY SCOUTS OF AMERICA.

Almost Done!

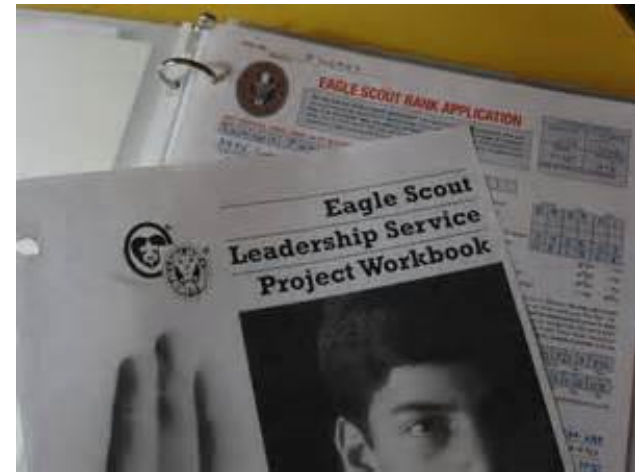
- The Eagle Scout candidate will be:
 - Notified of the time, date, and location of review
 - Provided a list of initial questions or comments
- An adult troop leader will accompany the scout to the review
 - To act as an advocate and ease the scouts anxiety
 - Provide the letters of reference in original sealed envelopes
 - Provide the Board of Review with an overall review of the scout



BOY SCOUTS OF AMERICA.

District Board of Review

- At the Board of Review the scout will discuss:
 - Leadership
 - Project – highs and lows
 - Merit badges
 - His Scouting experience



BOY SCOUTS OF AMERICA.



Congratulations!



- Once the review committee is satisfied the Scout is granted Eagle Rank
 - Eagle Scout Rank Application is signed
 - Advancement report is signed
 - District will send advancement paperwork to council
- Project is reviewed for potential submission to NESA for Eagle Scout Project of the year



BOY SCOUTS OF AMERICA.

Rockland District Trail to Eagle Thank you !



BOY SCOUTS OF AMERICA.